

## NSSE Engagement Indicators

### Detailed Statistics

### Miami University-Oxford

	First-year students						Seniors					
	2013		2015		2017		2013		2015		2017	
	<i>Mean</i>	<i>Sig.</i>	<i>Mean</i>	<i>Sig.</i>	<i>Mean</i>	<i>Sig.</i>	<i>Mean</i>	<i>Sig.</i>	<i>Mean</i>	<i>Sig.</i>	<i>Mean</i>	<i>Sig.</i>
<b>Academic Challenge</b>												
<b>Higher-Order Learning</b>												
Miami University	39.4		38.7		38.1		42.1		41.6		40.4	
Carnegie Peers - R2	38.7	---	38.5	---	37.9	---	40.3	**	40.5	.023	39.5	*
<b>Reflective &amp; Integrative Learning</b>												
Miami University	34.9		36.4		35.0		40.4		38.7		38.6	
Carnegie Peers - R2	35.3	---	35.1	**	34.8	---	37.8	***	37.9	---	37.5	**
<b>Learning Strategies</b>												
Miami University	39.1		39.7		37.4		38.9		38.2		36.3	
Carnegie Peers - R2	39.0	---	38.3	*	37.7	---	39.6	---	39.5	.030	37.9	***
<b>Quantitative Reasoning</b>												
Miami University	29.0		29.5		29.4		32.9		33.1		32.8	
Carnegie Peers - R2	27.6	*	28.5	---	27.7	***	30.2	***	30.6	***	30.2	***
<b>Learning with Peers</b>												
<b>Collaborative Learning</b>												
Miami University	33.4		34.8		34.8		35.4		37.1		36.2	
Carnegie Peers - R2	32.4	---	33.1	***	33.4	***	33.1	***	32.8	***	34.1	***
<b>Discussions with Diverse Others</b>												
Miami University	39.8		40.1		39.3		41.7		38.8		40.4	
Carnegie Peers - R2	40.8	---	40.4	---	39.7	---	41.8	---	41.3	***	40.2	---

## NSSE Engagement Indicators

### Detailed Statistics

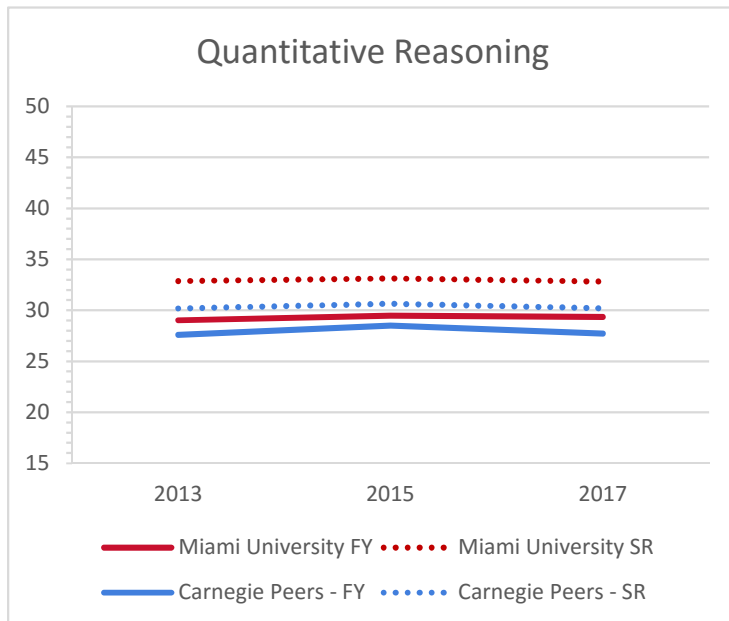
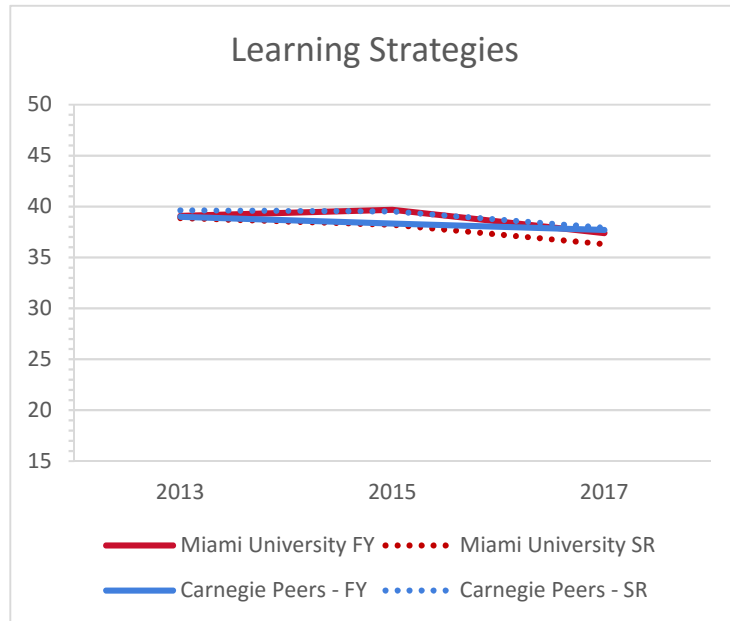
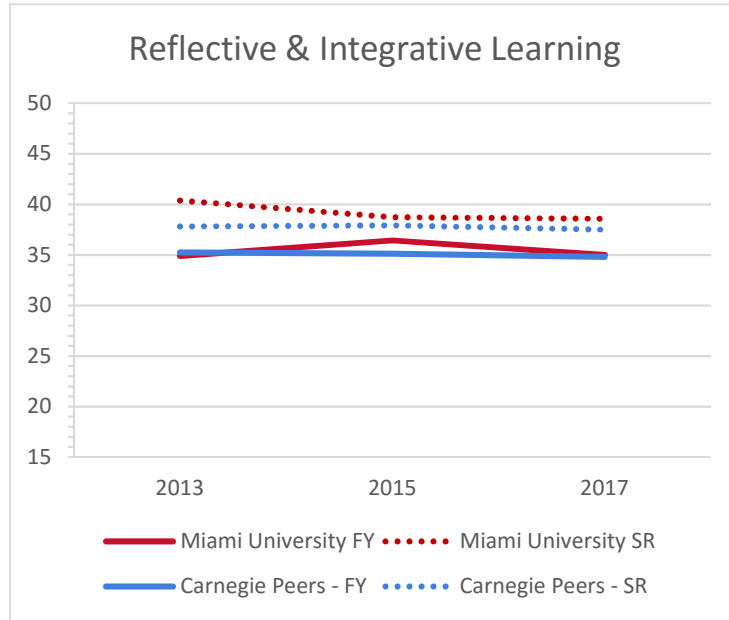
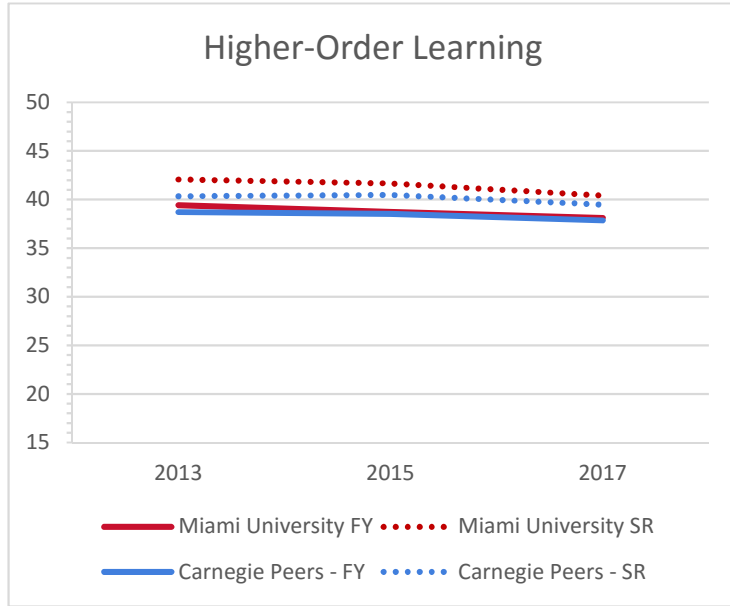
### Miami University-Oxford

	First-year students						Seniors					
	2013		2015		2017		2013		2015		2017	
	<i>Mean</i>	<i>Sig.</i>	<i>Mean</i>	<i>Sig.</i>	<i>Mean</i>	<i>Sig.</i>	<i>Mean</i>	<i>Sig.</i>	<i>Mean</i>	<i>Sig.</i>	<i>Mean</i>	<i>Sig.</i>
<b>Experiences with Faculty</b>												
<b>Student-Faculty Interaction</b>												
Miami University	19.6		20.6		21.1		28.6		26.6		26.5	
Carnegie Peers - R2	19.0	---	19.6	---	20.1	*	23.0	***	22.6	***	24.0	***
<b>Effective Teaching Practices</b>												
Miami University	40.1		39.1		38.0		41.3		40.4		39.6	
Carnegie Peers - R2	39.4	---	38.5	---	37.7	---	40.0	*	39.5	---	38.9	---
<b>Campus Environment</b>												
<b>Quality of Interactions</b>												
Miami University	41.0		40.2		40.5		41.5		38.8		39.8	
Carnegie Peers - R2	41.2	---	40.6	---	41.4	*	41.3	---	41.5	***	41.3	***
<b>Supportive Environment</b>												
Miami University	37.5		36.0		35.8		35.2		33.2		32.1	
Carnegie Peers - R2	37.7	---	36.8	---	36.4	---	33.3	***	32.8	---	32.3	---

\* p ≤ .05  
 \*\* p ≤ .01  
 \*\*\* p ≤ .001

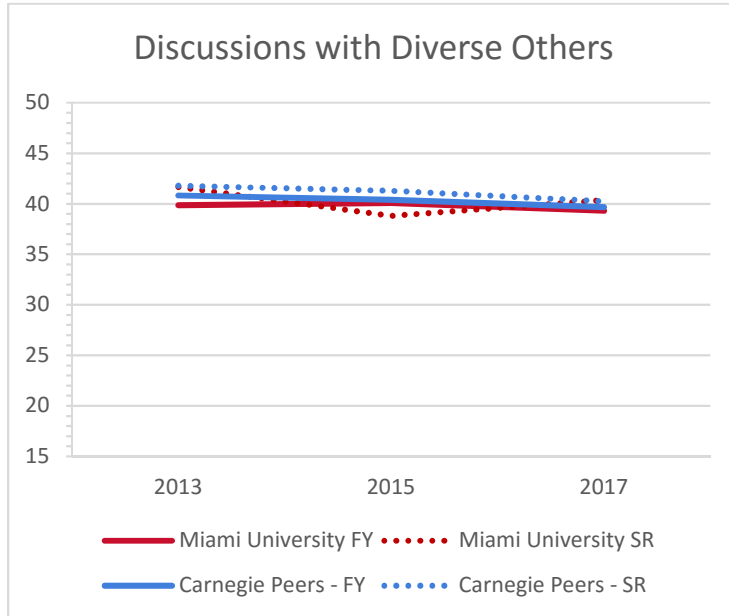
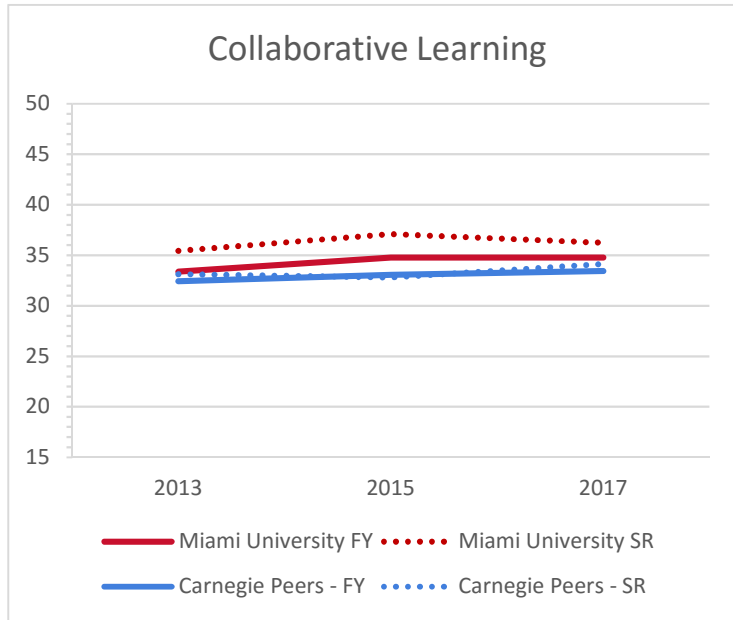
# Academic Challenge

## Miami University - Oxford



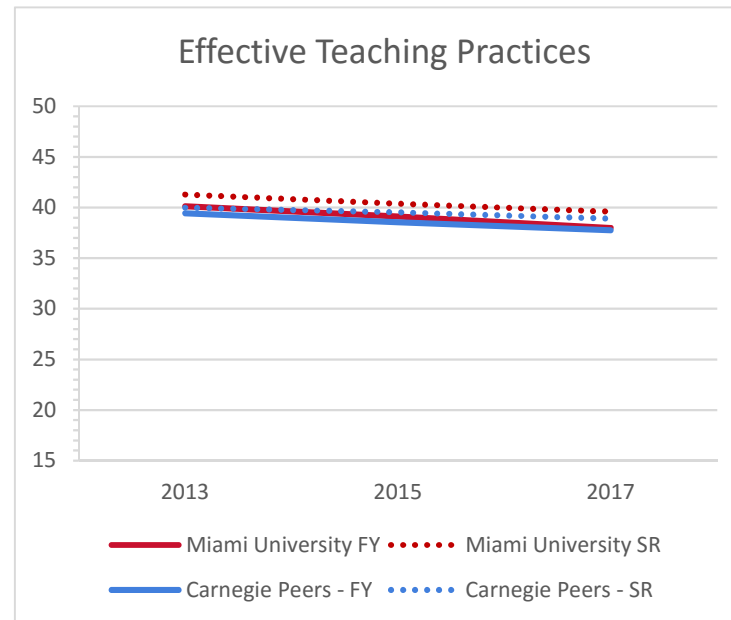
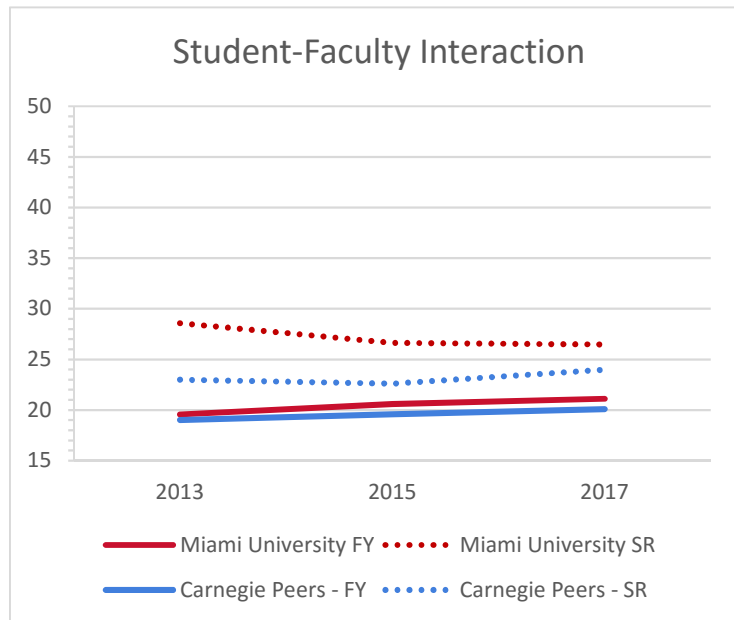
# Learning with Peers

## Miami University - Oxford



# Experiences with Faculty

Miami University - Oxford



# Campus Environment

## Miami University - Oxford

