
NSSE 2017 Topical Module Report

Global Learning

Miami University-Oxford

This page intentionally left blank.

About This Topical Module

NSSE's Global Learning module assesses student experiences and coursework that emphasize global affairs, world cultures, nationalities, religions, and other international topics. The module complements items on the core NSSE questionnaire about student experiences with people from different backgrounds, course emphasis on integrative and reflective learning, and participation in study abroad. It is designed to complement the American Council on Education's 2016 edition of the Mapping Internationalization on U.S. Campuses survey.

Comparison Group

This section summarizes how this module's comparison group was identified, including selection criteria and whether the default option was taken. This is followed by the resulting list of institutions represented in the 'All NSSE (U.S.)' column of this report.

Group label	All NSSE (U.S.)
Date submitted	5/9/17
How was this comparison group constructed?	Your institution customized this group by selecting institutional characteristics as follows: Region (All US)
Group description	All participating current year (2017) and prior year (2016) NSSE institutions. U.S. institutions only.

All NSSE (U.S.) (N=90)

Abilene Christian University (Abilene, TX)	Lander University (Greenwood, SC)*
Agnes Scott College (Decatur, GA)*	Lawrence University (Appleton, WI)*
Alvernia University (Reading, PA)*	Lebanon Valley College (Annville, PA)*
Auburn University at Montgomery (Montgomery, AL)*	Liberty University (Lynchburg, VA)*
Barton College (Wilson, NC)*	LIM College (New York, NY)
Bowling Green State University (Bowling Green, OH)	Lindsey Wilson College (Columbia, KY)
Bryant University (Smithfield, RI)*	Linfield College - McMinnville Campus (McMinnville, OR)
Cedar Crest College (Allentown, PA)	Linfield College-School of Nursing (Portland, OR)
Central College (Pella, IA)*	Lipscomb University (Nashville, TN)
Coastal Carolina University (Conway, SC)	Louisiana State University and Agricultural & Mechanical College (Baton Rouge, LA)
College of Saint Benedict and Saint John's University, The (Saint Joseph, MN)*	Lycoming College (Williamsport, PA)
Concordia University-Saint Paul (Saint Paul, MN)*	Manhattan College (Bronx, NY)
Delta State University (Cleveland, MS)*	Marymount University (Arlington, VA)
Drake University (Des Moines, IA)*	Mercyhurst University (Erie, PA)*
Emory and Henry College (Emory, VA)	Midwestern State University (Wichita Falls, TX)*
Governors State University (University Park, IL)	Misericordia University (Dallas, PA)
Grand Canyon University (Phoenix, AZ)*	Missouri Western State University (Saint Joseph, MO)*
Grinnell College (Grinnell, IA)	Moravian College (Bethlehem, PA)
Hamline University (Saint Paul, MN)	North Carolina State University (Raleigh, NC)
Houghton College (Houghton, NY)	Northeastern State University (Tahlequah, OK)
Indiana Wesleyan University (Marion, IN)*	Northern State University (Aberdeen, SD)*
Johnson & Wales University (Providence, RI)*	Nyack College (Nyack, NY)*
Johnson & Wales University-Charlotte (Charlotte, NC)*	Oral Roberts University (Tulsa, OK)*
Johnson & Wales University-Denver (Denver, CO)*	Presbyterian College (Clinton, SC)
Johnson & Wales University-North Miami (North Miami, FL)*	Regis University (Denver, CO)
Juniata College (Huntingdon, PA)	Rensselaer Polytechnic Institute (Troy, NY)
Kansas State University (Manhattan, KS)*	Rivier University (Nashua, NH)*
Keuka College (Keuka Park, NY)*	Rollins College (Winter Park, FL)*
King's College (Wilkes Barre, PA)	Sacred Heart University (Fairfield, CT)
LaGrange College (Lagrange, GA)	Saginaw Valley State University (University Center, MI)

All NSSE (U.S.) (N=90), continued

Saint Vincent College (Latrobe, PA)
Sam Houston State University (Huntsville, TX)*
Savannah College of Art and Design (Savannah, GA)
St. Cloud State University (St Cloud, MN)
St. John's University-New York (Queens, NY)*
St. Mary's University (San Antonio, TX)*
State University of New York at Geneseo, The (Geneseo, NY)
SUNY College at Oswego (Oswego, NY)
Texas Christian University (Fort Worth, TX)*
Texas Tech University (Lubbock, TX)
Troy University (Troy, AL)
University of Connecticut (Storrs, CT)*
University of Denver (Denver, CO)*
University of Illinois Springfield (Springfield, IL)*
University of Michigan-Dearborn (Dearborn, MI)
University of Nebraska at Lincoln (Lincoln, NE)*
University of New Orleans, The (New Orleans, LA)
University of Oklahoma (Norman, OK)*
University of South Florida (Tampa, FL)
University of Tulsa (Tulsa, OK)*
University of Washington Tacoma (Tacoma, WA)*
University of Wisconsin Oshkosh (Oshkosh, WI)
University of Wisconsin-River Falls (River Falls, WI)
Waldorf University (Forest City, IA)*
Washington and Lee University (Lexington, VA)
Western Connecticut State University (Danbury, CT)
Western Michigan University (Kalamazoo, MI)
Westmont College (Santa Barbara, CA)
Wittenberg University (Springfield, OH)*
Youngstown State University (Youngstown, OH)*

*2016 participant

First-Year Students

Item wording or description	Variable name	Values ^c	Response options	Frequency Distributions ^a				Statistical Comparisons ^b		
				Miami University		All NSSE (U.S.)		Miami University	All NSSE (U.S.)	Effect size ^d
				Count	%	Count	%	Mean	Mean	
1. How much does your institution emphasize the following?										
a. Providing courses that focus on global and international topics	GBL01a	1	Very little	29	3	1,777	8	2.9	2.6 ***	.28
		2	Some	303	29	7,993	38			
		3	Quite a bit	501	48	7,957	38			
		4	Very much	218	20	3,590	16			
		Total		1,051	100	21,317	100			
b. Providing activities and experiences (speakers, events) that focus on global and international topics	GBL01b	1	Very little	39	3	1,725	8	2.9	2.7 ***	.19
		2	Some	284	28	6,655	32			
		3	Quite a bit	478	46	8,268	39			
		4	Very much	243	23	4,533	20			
		Total		1,044	100	21,181	100			
2. Which of the following have you done or do you plan to do before you graduate?^j										
a. Complete a course that focuses on global trends or issues (human rights, international relations, world health, climate, etc.)	GBL02a			111	10	5,086	24	29%	17% ***	.31
				106	11	4,257	21			
				516	49	8,433	39			
				313	29	3,529	17			
				1,046	100	21,305	100			
b. Complete a course that focuses on perspectives, issues, or events from other countries or regions	GBL02b			157	15	5,583	26	25%	16% ***	.21
				130	13	4,185	20			
				499	48	8,065	38			
				261	25	3,420	16			
				1,047	100	21,253	100			
c. Complete a course that focuses on religions or cultural groups other than your own	GBL02c			203	19	5,317	25	18%	18%	-.01
				263	26	5,126	25			
				392	38	6,728	31			
				188	18	4,079	18			
				1,046	100	21,250	100			
3. During the current school year, how much has your coursework encouraged you to do the following?										
a. Understand the viewpoints, values, or customs of different world cultures, nationalities, and religions	GBL03a	1	Very little	129	12	2,413	12	2.5	2.6	-.06
		2	Some	363	34	7,238	35			
		3	Quite a bit	397	39	7,388	35			
		4	Very much	155	14	4,188	19			
		Total		1,044	100	21,227	100			
b. Develop skills for interacting effectively and appropriately with those from different world cultures, nationalities, and religions	GBL03b	1	Very little	162	15	3,036	15	2.5	2.5 *	-.07
		2	Some	384	36	7,201	35			
		3	Quite a bit	355	35	7,039	33			
		4	Very much	142	13	3,855	18			
		Total		1,043	100	21,131	100			

First-Year Students

Item wording or description	Variable name	Values ^c	Response options	Frequency Distributions ^a				Statistical Comparisons ^b		
				Miami University		All NSSE (U.S.)		Miami University	All NSSE (U.S.)	
				Count	%	Count	%	Mean	Mean	Effect size ^d
4. During the current school year, about how often have you done the following?										
a. Discussed international or global topics and issues with others	GBL04a	1	Never	73	7	2,710	13	2.6	2.5 ***	.20
		2	Sometimes	416	40	9,018	43			
		3	Often	367	36	6,345	30			
		4	Very often	187	17	3,143	14			
		Total		1,043	100	21,216	100			
b. Talked about international opportunities (study abroad, international internship, Model UN, field study or research abroad, etc.) with a faculty member or advisor	GBL04b	1	Never	183	17	6,467	31	2.4	2.1 ***	.32
		2	Sometimes	396	39	7,893	38			
		3	Often	315	30	4,700	22			
		4	Very often	152	14	2,157	10			
		Total		1,046	100	21,217	100			
c. Attended events or activities that promoted the understanding of different world cultures, nationalities, and religions	GBL04c	1	Never	271	26	7,426	36	2.1	2.0 ***	.17
		2	Sometimes	462	44	8,341	39			
		3	Often	228	22	3,901	18			
		4	Very often	81	8	1,491	7			
		Total		1,042	100	21,159	100			
d. Worked on out-of-class activities (campus events, committees, student groups, etc.) with an international or global focus	GBL04d	1	Never	484	46	11,574	55	1.8	1.7 ***	.15
		2	Sometimes	327	32	5,619	26			
		3	Often	167	16	2,797	13			
		4	Very often	67	6	1,171	5			
		Total		1,045	100	21,161	100			
e. Participated in a program that pairs domestic and international students (language partners, buddy program, etc.)	GBL04e	1	Never	693	65	15,143	71	1.6	1.5 ***	.12
		2	Sometimes	183	18	3,250	16			
		3	Often	123	12	1,874	9			
		4	Very often	44	4	828	4			
		Total		1,043	100	21,095	100			
5a. During the current school year, have you looked for information about global education programs and opportunities (study abroad, international internships, international field studies or research, volunteering abroad, etc.)?^j										
	GBL05a	No		320	32	11,397	55	68%	45% ***	.46
	(Means indicate the percentage who responded "Yes.")	Yes		717	68	9,819	45			
		Total		1,037	100	21,216	100			
5b. Which of the following were your sources of information? (Select all that apply.)										
	GBL05b_1	—	Study abroad or international studies office	470	66	6,221	64			
	GBL05b_2	—	Major/academic department office	243	35	2,277	24			
	GBL05b_3	—	Career office	53	8	931	10			
	GBL05b_4	—	Academic advisor	277	39	3,385	35			
	GBL05b_5	—	Faculty member	235	33	2,750	28			
	GBL05b_6	—	Attendance at international programs or events	113	15	1,767	19			
	GBL05b_7	—	Website, newsletter, catalog, or other published sources	386	53	4,567	47			
	GBL05b_8	—	Friends or other students	356	49	4,364	44			
	GBL05b_9	—	Family members	153	22	1,675	17			
	GBL05b_10	—	Other, please specify:	9	1	254	3			

*p<.05, **p<.01, ***p<.001 (2-tailed); Refer to the endnotes page for the key to triangle symbols.

First-Year Students

Item wording or description	Variable name	Values ^c	Response options	Frequency Distributions ^a				Statistical Comparisons ^b		
				Miami University		All NSSE (U.S.)		Miami University	All NSSE (U.S.)	Effect size ^d
				Count	%	Count	%	Mean	Mean	
6. How much has your experience at this institution contributed to your knowledge, skills, and personal development in the following areas?										
a. Being informed about current international and global issues	GBL06a	1	Very little	140	13	3,819	18	2.4	2.3 **	.09
		2	Some	450	43	8,772	42			
		3	Quite a bit	337	33	6,071	29			
		4	Very much	118	11	2,486	12			
		Total		1,045	100	21,148	100			
b. Speaking a second language	GBL06b	1	Very little	464	45	12,400	59	2.0	1.7 ***	.29
		2	Some	228	22	4,203	20			
		3	Quite a bit	216	20	2,583	12			
		4	Very much	135	13	1,928	9			
		Total		1,043	100	21,114	100			
c. Seeking international or global opportunities out of your comfort zone	GBL06c	1	Very little	221	21	7,591	36	2.3	2.0 ***	.27
		2	Some	433	41	7,584	36			
		3	Quite a bit	289	28	4,256	20			
		4	Very much	99	9	1,680	8			
		Total		1,042	100	21,111	100			
d. Understanding how your actions affect global communities	GBL06d	1	Very little	223	21	5,953	28	2.3	2.1 ***	.13
		2	Some	409	39	8,092	38			
		3	Quite a bit	321	31	5,094	24			
		4	Very much	89	8	1,955	9			
		Total		1,042	100	21,094	100			
e. Preparing for life and work in an increasingly globalized era	GBL06e	1	Very little	155	15	4,823	23	2.5	2.3 ***	.17
		2	Some	377	36	7,571	36			
		3	Quite a bit	383	37	6,140	29			
		4	Very much	126	12	2,568	12			
		Total		1,041	100	21,102	100			
f. Encouraging your sense of global responsibility	GBL06f	1	Very little	145	14	4,728	23	2.5	2.3 ***	.18
		2	Some	360	35	7,532	36			
		3	Quite a bit	387	38	5,920	28			
		4	Very much	137	13	2,808	13			
		Total		1,029	100	20,988	100			
7. Since enrolling at your current institution, have you lived with students from a country other than your own (exclude study abroad and other programs in other countries)?^j										
	GBL07	No		717	69	17,008	82	31%	18% ***	.30
	(Means indicate the percentage who responded "Yes.")	Yes		323	31	4,015	18			
		Total		1,040	100	21,023	100			

Seniors

Item wording or description	Variable name	Values ^c	Response options	Frequency Distributions ^a				Statistical Comparisons ^b		
				Miami University		All NSSE (U.S.)		Miami University	All NSSE (U.S.)	Effect size ^d
				Count	%	Count	%	Mean	Mean	
1. How much does your institution emphasize the following?										
a. Providing courses that focus on global and international topics	GBL01a	1	Very little	25	3	2,866	10	2.9	2.6 ***	.27
		2	Some	294	30	11,138	37			
		3	Quite a bit	434	46	10,555	35			
		4	Very much	199	21	5,540	18			
		Total		952	100	30,099	100			
b. Providing activities and experiences (speakers, events) that focus on global and international topics	GBL01b	1	Very little	30	3	3,292	11	2.9	2.6 ***	.28
		2	Some	277	28	10,376	35			
		3	Quite a bit	438	47	10,422	35			
		4	Very much	203	22	5,789	19			
		Total		948	100	29,879	100			
2. Which of the following have you done or do you plan to do before you graduate?^j										
a. Complete a course that focuses on global trends or issues (human rights, international relations, world health, climate, etc.)	GBL02a		Have not decided	21	2	2,585	9	72%	46% ***	.55
			Do not plan to do	184	19	10,836	36			
			Plan to do	56	6	2,774	9			
			Done or in progress	692	72	13,897	46			
			Total	953	100	30,092	100			
b. Complete a course that focuses on perspectives, issues, or events from other countries or regions	GBL02b		Have not decided	20	2	2,604	9	73%	45% ***	.57
			Do not plan to do	183	19	11,096	37			
			Plan to do	53	6	2,615	9			
			Done or in progress	695	73	13,717	45			
			Total	951	100	30,032	100			
c. Complete a course that focuses on religions or cultural groups other than your own	GBL02c		Have not decided	34	4	2,288	8	54%	47% ***	.15
			Do not plan to do	349	37	10,981	37			
			Plan to do	44	5	2,378	8			
			Done or in progress	525	54	14,388	47			
			Total	952	100	30,035	100			
3. During the current school year, how much has your coursework encouraged you to do the following?										
a. Understand the viewpoints, values, or customs of different world cultures, nationalities, and religions	GBL03a	1	Very little	126	13	3,830	14	2.7	2.7	-.05
		2	Some	300	31	8,439	28			
		3	Quite a bit	286	31	9,001	30			
		4	Very much	240	25	8,762	28			
		Total		952	100	30,032	100			
b. Develop skills for interacting effectively and appropriately with those from different world cultures, nationalities, and religions	GBL03b	1	Very little	148	16	4,369	16	2.6	2.7 **	-.10
		2	Some	326	34	8,679	29			
		3	Quite a bit	268	29	8,722	29			
		4	Very much	204	21	8,141	26			
		Total		946	100	29,911	100			

*p<.05, **p<.01, ***p<.001 (2-tailed); Refer to the endnotes page for the key to triangle symbols.

Seniors

Item wording or description	Variable name	Values ^c	Response options	Frequency Distributions ^a				Statistical Comparisons ^b		
				Miami University		All NSSE (U.S.)		Miami University	All NSSE (U.S.)	Effect size ^d
				Count	%	Count	%	Mean	Mean	
4. During the current school year, about how often have you done the following?										
a. Discussed international or global topics and issues with others	GBL04a	1	Never	57	6	3,547	12	2.9	2.6 ***	.25
		2	Sometimes	314	33	11,177	37			
		3	Often	305	33	8,556	28			
		4	Very often	276	29	6,720	22			
			Total	952	100	30,000	100			
b. Talked about international opportunities (study abroad, international internship, Model UN, field study or research abroad, etc.) with a faculty member or advisor	GBL04b	1	Never	295	30	13,656	46	2.2	1.9 ***	.31
		2	Sometimes	308	33	8,615	29			
		3	Often	190	20	4,272	14			
		4	Very often	159	16	3,453	11			
			Total	952	100	29,996	100			
c. Attended events or activities that promoted the understanding of different world cultures, nationalities, and religions	GBL04c	1	Never	279	29	12,569	43	2.1	1.9 ***	.23
		2	Sometimes	385	41	10,395	34			
		3	Often	184	20	4,272	14			
		4	Very often	102	11	2,705	9			
			Total	950	100	29,941	100			
d. Worked on out-of-class activities (campus events, committees, student groups, etc.) with an international or global focus	GBL04d	1	Never	440	46	17,460	59	1.9	1.7 ***	.21
		2	Sometimes	305	32	6,986	23			
		3	Often	102	11	3,098	10			
		4	Very often	104	11	2,385	8			
			Total	951	100	29,929	100			
e. Participated in a program that pairs domestic and international students (language partners, buddy program, etc.)	GBL04e	1	Never	683	72	22,634	76	1.5	1.4 *	.08
		2	Sometimes	147	15	3,835	13			
		3	Often	60	7	1,915	6			
		4	Very often	58	6	1,480	5			
			Total	948	100	29,864	100			
5a. During the current school year, have you looked for information about global education programs and opportunities (study abroad, international internships, international field studies or research, volunteering abroad, etc.)^j										
	GBL05a		No	546	58	21,377	72	42%	28% ***	.28
			Yes	404	42	8,637	28			
			Total	950	100	30,014	100			
5b. Which of the following were your sources of information? (Select all that apply.)										
	GBL05b_1	—	Study abroad or international studies office	257	64	4,649	55			
	GBL05b_2	—	Major/academic department office	144	36	2,154	26			
	GBL05b_3	—	Career office	36	9	987	12			
	GBL05b_4	—	Academic advisor	98	25	2,194	26			
	GBL05b_5	—	Faculty member	150	38	2,886	34			
	GBL05b_6	—	Attendance at international programs or events	54	14	1,225	14			
	GBL05b_7	—	Website, newsletter, catalog, or other published sources	231	57	4,344	51			
	GBL05b_8	—	Friends or other students	194	48	3,499	40			
	GBL05b_9	—	Family members	62	15	1,086	13			
	GBL05b_10	—	Other, please specify:	17	4	346	4			

Seniors

Item wording or description	Variable name	Values ^c	Response options	Frequency Distributions ^a				Statistical Comparisons ^b		
				Miami University		All NSSE (U.S.)		Miami University	All NSSE (U.S.)	Effect size ^d
				Count	%	Count	%	Mean	Mean	
6. How much has your experience at this institution contributed to your knowledge, skills, and personal development in the following areas?										
a. Being informed about current international and global issues	GBL06a	1	Very little	111	12	5,374	18	2.6	2.4 ***	.16
		2	Some	350	37	11,253	37			
		3	Quite a bit	319	34	8,429	28			
		4	Very much	168	18	4,892	16			
			Total	948	100	29,948	100			
b. Speaking a second language	GBL06b	1	Very little	455	48	18,095	61	2.0	1.7 ***	.28
		2	Some	218	22	5,843	19			
		3	Quite a bit	127	14	3,094	10			
		4	Very much	149	16	2,878	10			
			Total	949	100	29,910	100			
c. Seeking international or global opportunities out of your comfort zone	GBL06c	1	Very little	227	24	12,916	44	2.4	1.9 ***	.45
		2	Some	312	33	9,128	30			
		3	Quite a bit	233	25	4,904	16			
		4	Very much	175	18	2,932	10			
			Total	947	100	29,880	100			
d. Understanding how your actions affect global communities	GBL06d	1	Very little	168	18	8,013	27	2.4	2.2 ***	.22
		2	Some	338	35	10,531	35			
		3	Quite a bit	289	31	7,325	24			
		4	Very much	151	16	3,954	13			
			Total	946	100	29,823	100			
e. Preparing for life and work in an increasingly globalized era	GBL06e	1	Very little	130	14	6,701	23	2.6	2.4 ***	.24
		2	Some	295	31	9,793	33			
		3	Quite a bit	329	35	8,419	28			
		4	Very much	194	21	4,922	17			
			Total	948	100	29,835	100			
f. Encouraging your sense of global responsibility	GBL06f	1	Very little	116	12	6,474	22	2.7	2.4 ***	.25
		2	Some	284	30	9,607	32			
		3	Quite a bit	329	36	8,138	27			
		4	Very much	207	22	5,410	18			
			Total	936	100	29,629	100			
7. Since enrolling at your current institution, have you lived with students from a country other than your own (exclude study abroad and other programs in other countries)?^j										
	GBL07		No	668	70	24,185	81	30%	19% ***	.27
	(Means indicate the percentage who responded "Yes.")		Yes	277	30	5,569	19			
			Total	945	100	29,754	100			

*p<.05, **p<.01, ***p<.001 (2-tailed); Refer to the endnotes page for the key to triangle symbols.

First-Year Students

Variable name	N	Mean		Standard error ^f		Standard deviation ^g		DF ^h	Sig. ⁱ	Effect size ^d
	Miami University	Miami University	All NSSE (U.S.)	Miami University	All NSSE (U.S.)	Miami University	All NSSE (U.S.)			
GBL01a	1047	2.86	2.62	.02	.01	0.76	0.85	1,144	.000	.28
GBL01b	1,040	2.88	2.72	.02	.01	0.80	0.88	1,135	.000	.19
GBL02a ^k	1042	.294	.165	.0141	.0022	--	--	--	.000	.31
GBL02b ^k	1043	.246	.161	.0133	.0022	--	--	--	.000	.21
GBL02c ^k	1041	.178	.183	.0119	.0023	--	--	--	.690	-.01
GBL03a	1,040	2.55	2.60	.03	.01	0.89	0.93	1,124	.069	-.06
GBL03b	1,039	2.46	2.53	.03	.01	0.91	0.95	1,124	.016	-.07
GBL04a	1,039	2.64	2.46	.03	.01	0.85	0.89	1,124	.000	.20
GBL04b	1,041	2.41	2.11	.03	.01	0.93	0.95	1,122	.000	.32
GBL04c	1,037	2.11	1.95	.03	.01	0.88	0.90	29,143	.000	.17
GBL04d	1,040	1.83	1.69	.03	.01	0.92	0.90	29,133	.000	.15
GBL04e	1,038	1.55	1.45	.03	.00	0.86	0.81	1,106	.000	.12
GBL05a ^k	1032	.677	.450	.0146	.0030	--	--	--	.000	.46
GBL06a	1,040	2.42	2.34	.03	.01	0.86	0.91	1,127	.004	.09
GBL06b	1,039	2.00	1.71	.03	.01	1.08	0.99	1,104	.000	.29
GBL06c	1,037	2.25	2.00	.03	.01	0.89	0.94	29,067	.000	.27
GBL06d	1,038	2.26	2.14	.03	.01	0.89	0.93	29,026	.000	.13
GBL06e	1,036	2.47	2.31	.03	.01	0.88	0.96	1,127	.000	.17
GBL06f	1,025	2.50	2.32	.03	.01	0.89	0.97	1,115	.000	.18
GBL07 ^k	1035	.314	.185	.0144	.0023	--	--	--	.000	.30

Seniors





Variable name	N	Mean		Standard error ^f		Standard deviation ^g		DF ^h	Sig. ⁱ	Effect size ^d
	Miami University	Miami University	All NSSE (U.S.)	Miami University	All NSSE (U.S.)	Miami University	All NSSE (U.S.)			
GBL01a	946	2.86	2.62	.03	.00	0.77	0.89	1,012	.000	.27
GBL01b	942	2.88	2.62	.03	.00	0.78	0.92	1,012	.000	.28
GBL02a ^k	947	.724	.460	.0145	.0026	--	--	--	.000	.55
GBL02b ^k	945	.729	.455	.0145	.0026	--	--	--	.000	.57
GBL02c ^k	946	.545	.470	.0162	.0026	--	--	--	.000	.15
GBL03a	946	2.67	2.72	.03	.01	0.99	1.02	36,549	.124	-.05
GBL03b	941	2.56	2.66	.03	.01	1.00	1.03	36,406	.002	-.10
GBL04a	945	2.85	2.61	.03	.01	0.91	0.96	1,002	.000	.25
GBL04b	946	2.22	1.91	.03	.01	1.05	1.02	993	.000	.31
GBL04c	944	2.12	1.89	.03	.01	0.95	0.96	36,438	.000	.23
GBL04d	945	1.88	1.67	.03	.01	1.00	0.95	36,419	.000	.21
GBL04e	941	1.47	1.41	.03	.00	0.87	0.82	984	.029	.08
GBL05a ^k	944	.415	.284	.0160	.0024	--	--	--	.000	.28
GBL06a	943	2.58	2.43	.03	.01	0.91	0.97	999	.000	.16
GBL06b	943	1.97	1.69	.04	.01	1.12	1.00	983	.000	.28
GBL06c	942	2.37	1.92	.03	.01	1.04	0.99	987	.000	.45
GBL06d	941	2.45	2.23	.03	.01	0.96	0.99	36,293	.000	.22
GBL06e	942	2.63	2.39	.03	.01	0.96	1.01	998	.000	.24
GBL06f	930	2.67	2.41	.03	.01	0.95	1.03	987	.000	.25
GBL07 ^k	939	.303	.189	.0150	.0021	--	--	--	.000	.27

See the endnotes on the last page of this report.

Endnotes

- a. Column percentages are weighted by institution-reported sex and enrollment status (and institution size for comparison groups). Percentages may not sum to 100 due to rounding. Counts are unweighted; column percentages cannot be replicated from counts.
- b. All statistics are weighted by institution-reported sex and enrollment status (and institution size for comparison groups). Unless otherwise noted, statistical comparisons are two-tailed independent t -tests. Items with categorical response sets are left blank.
- c. These are the values used to calculate means. For the majority of items, these values match the codes in the data file and codebook.
- d. Effect size for independent t -tests uses Cohen's d ; z -tests use Cohen's h .
- e. Statistics are weighted by institution-reported sex and enrollment status (and institution size for comparison groups). Categorical items are not listed.
- f. The 95% confidence interval for the population mean is equal to the sample mean plus or minus 1.96 times the standard error of the mean.
- g. A measure of the amount individual scores deviate from the mean of all the scores in the distribution.
- h. Degrees of freedom used to compute the t -tests. Values differ from N s due to weighting and whether equal variances were assumed.
- i. Statistical comparisons are two-tailed independent t -tests or z -tests. Statistical significance represents the probability that the difference between your students' mean and that of the students in the comparison group is due to chance.
- j. Statistical comparison uses z -test to compare the proportion who responded (depending on the item) "Done or in progress" or "Yes" with all who responded otherwise.
- k. Mean represents the proportion who responded (depending on the item) "Done or in progress" or "Yes."

Key to symbols:

-  **Your students' average** was significantly higher ($p < .05$) with an effect size at least .3 in magnitude.
-  **Your students' average** was significantly higher ($p < .05$) with an effect size less than .3 in magnitude.
-  **Your students' average** was significantly lower ($p < .05$) with an effect size less than .3 in magnitude.
-  **Your students' average** was significantly lower ($p < .05$) with an effect size at least .3 in magnitude.

Note: It is important to interpret the direction of differences relative to item wording and your institutional context.