

Enrollment Update

DIVISION OF ENROLLMENT MANAGEMENT AND STUDENT SUCCESS

Dear Colleagues,

It is my great pleasure to present the fourth annual Enrollment Management Update which contains some noteworthy characteristics regarding the entering class, as well as other key enrollment metrics I think will be of interest to the Miami University community. More than 25,300 students applied for fall 2014 admission, up nearly 12 percent from the previous year. This record-number culminated in enrolling a first-year class of 3,641 impressive, diverse, and talented students.

The new Division of Enrollment Management and Student Success (EMSS) provides leadership to the offices of Admission, Bursar, Enrollment Operations, University Registrar, and Student Financial Assistance. In addition, it has responsibility for the development and implementation of the new One Stop for Student Success Services which opened its doors in early November. The division is accountable for not only recruiting and enrolling the best and brightest students from Ohio, across the U.S., and around the world, but supporting them through graduation to lifelong success. Accordingly, EMSS has adopted the following mission statement and ambitious set of goals for 2014-15.

Mission Statement:

The Division of Enrollment Management and Student Success is committed to creating and sustaining a culture of engaged University-wide partnerships to facilitate the design, implementation, and support of strategic and research-based enrollment and student success practices. The Division champions data-driven decisions, student-centered services, and shared collaboration across campus to lead and support the full student lifecycle from recruitment through graduation to lifelong success.

Goals:

- Build a new Division of Enrollment Management and Student Success
- Create a Student Success Organization
- Provide High Quality, User-Friendly Services that are Efficient, Effective, and that Support the University Community and Beyond
- Strategically Manage Undergraduate Enrollment and Advance Miami's Market Position

We look forward to our work with the University community as we continue supporting the implementation of the Miami 2020 Plan.

Sincerely,



Michael S. Kabbaz
Vice President

Enrollment Management and Student Success



By the Numbers

3,641

First-year students

27.6

ACT

3.70

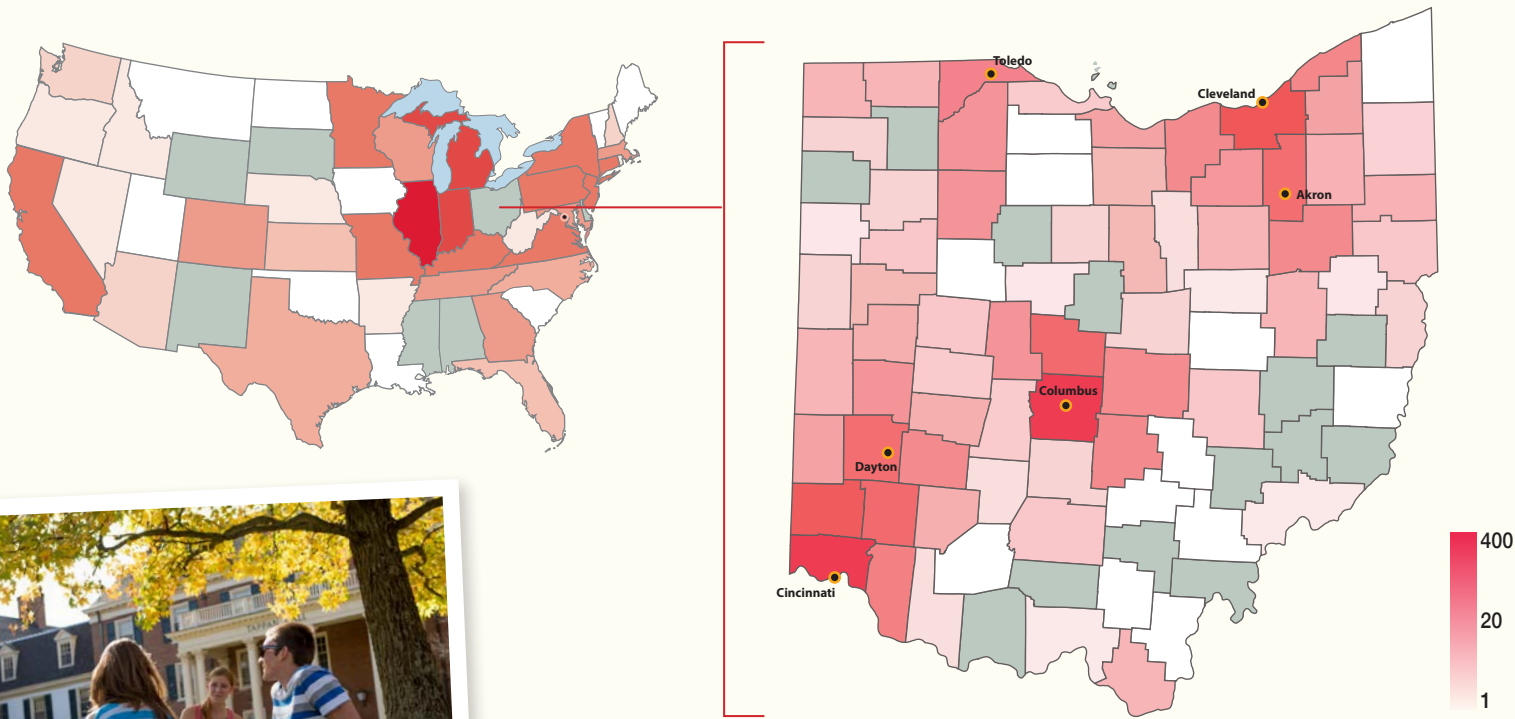
GPA

43.3%

NON-RESIDENT

CHARACTERISTICS OF THE ENTERING CLASS

Geographic Breakdown of the Entering Class



A Class of High-Achievers

189

Enrolled in the University Academic Scholars Program

381

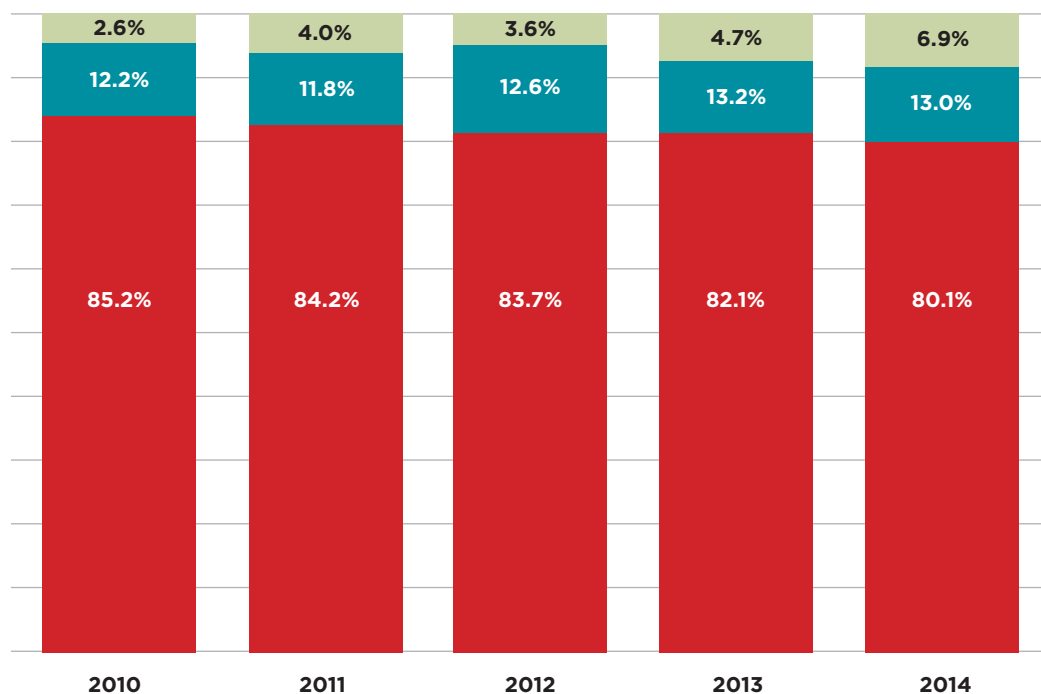
Enrolled in the University Honors Program

26.7%

of students in the first-year class with an ACT average of 30+

Composition of the First-Year Class

● International ● Domestic Students of Color ● Domestic White or Unknown



2014 First-Year Class Profile by Division

CAS

Enrolled **1,906**
 ACTBest **27.1**
 GPA **3.64**
 % Non-Resident **42.7%**
 % Students of Color **12.7%**

CEC

Enrolled **398**
 ACTBest **28.4**
 GPA **3.73**
 % Non-Resident **42.5%**
 % Students of Color **14.8%**

FSB

Enrolled **753**
 ACTBest **29.0**
 GPA **3.87**
 % Non-Resident **59.9%**
 % Students of Color **12.9%**

CCA

Enrolled **180**
 ACTBest **27.2**
 GPA **3.68**
 % Non-Resident **38.7%**
 % Students of Color **13.3%**

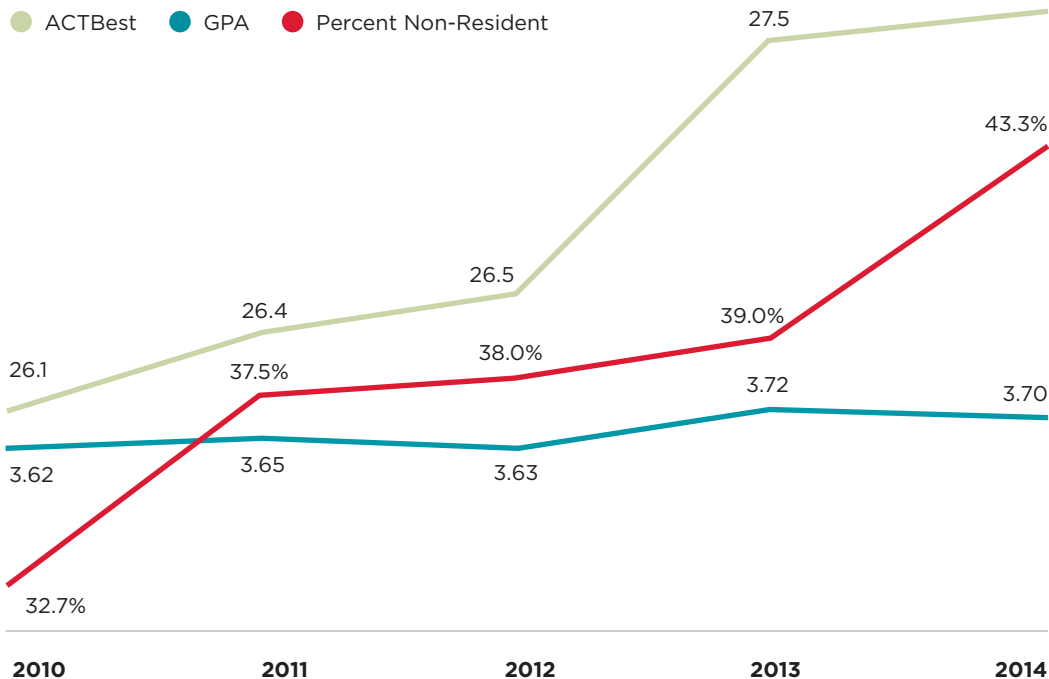
EHS

Enrolled **404**
 ACTBest **26.4**
 GPA **3.71**
 % Non-Resident **35.1%**
 % Students of Color **13.6%**

Total

Enrolled **3,641**
 ACTBest **27.6**
 GPA **3.70**
 % Non-Resident **43.3%**
 % Students of Color **13.0%**

Academic Profile Trends



Transfers

240

Fall 2014 Transfer Enrollment

DIVISIONAL BREAKDOWN

CAS 155
 CCA 13
 CEC 32
 EHS 36
 FSB 4

TOP INSTITUTIONS FROM WHICH STUDENTS TRANSFERRED

- Sinclair Community College
- Ohio University Main Campus
- Columbus State Community College
- Wright State University
- Cincinnati State Technical Community College
- Cuyahoga Community College
- Lorain County Community College
- Indiana University-Bloomington
- University of Dayton
- Cleveland State University
- Bowling Green State University
- Edison State Community College

International Students

251

First-Year International Students

29

Number of Countries

219

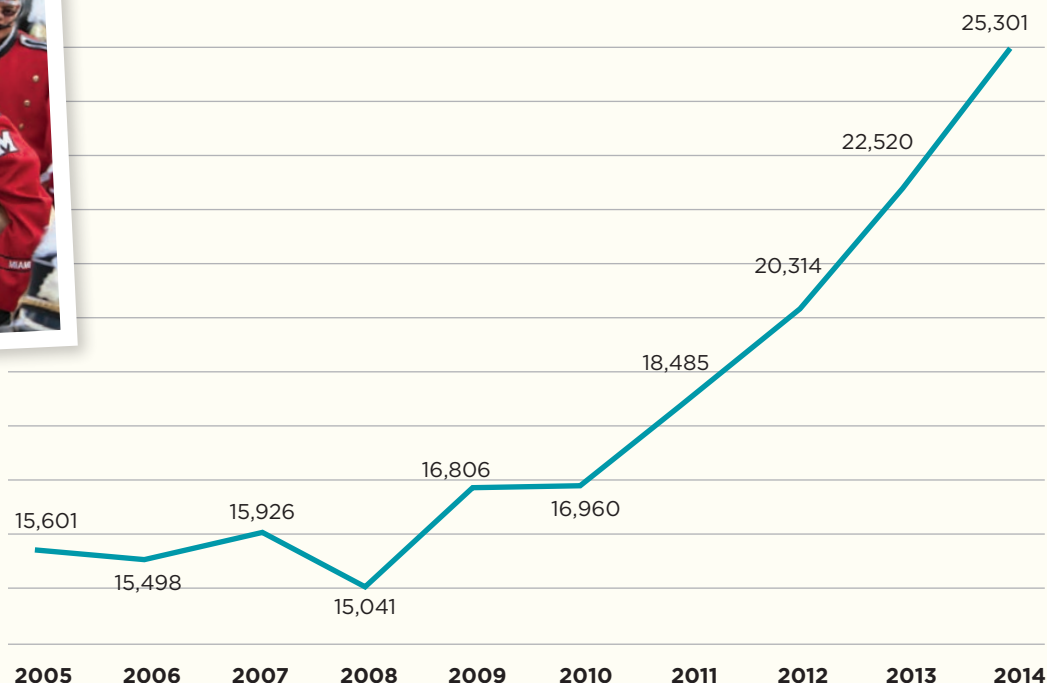
Students Enrolled in the ACE Program



RECRUITING THE CLASS



Applications for Admission



Feeder High Schools for Applications for Admission

Ohio High School

St. Xavier High School
William Mason High School
Lakota West High School
Centerville High School
Upper Arlington High School
Lakota East High School
Sycamore High School
Fairfield High School
Olentangy Liberty High School
Dublin Jerome High School

Non-Ohio High School

New Trier High School	IL
Hinsdale Central High School	IL
Loyola Academy	IL
Adlai E. Stevenson High School	IL
Benet Academy	IL
Lake Forest High School	IL
Lyons Township HS North	IL
Fenwick High School	IL
Barrington High School	IL
Deerfield High School	IL

High School State

1,108

High School Visits

22

Countries Visited

40,000+

On Campus Visits

