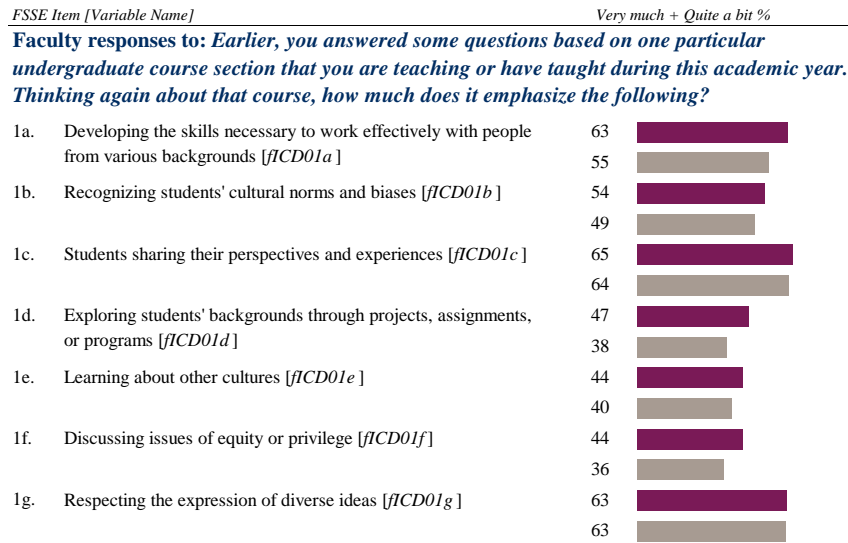


---

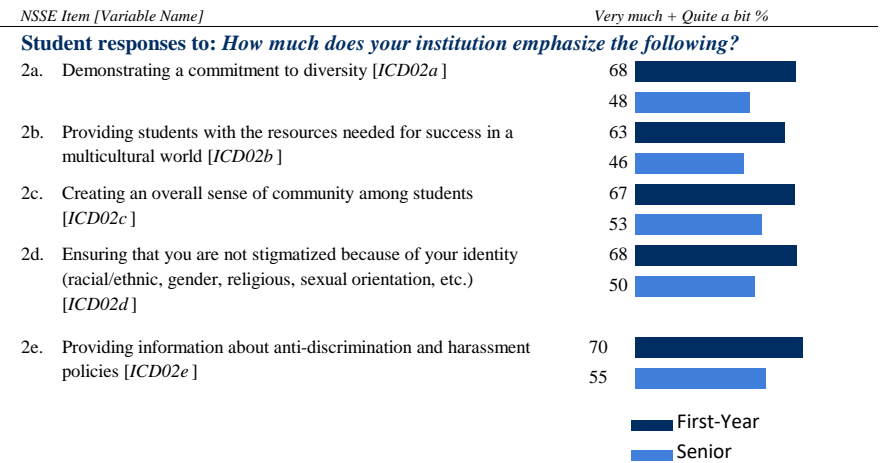
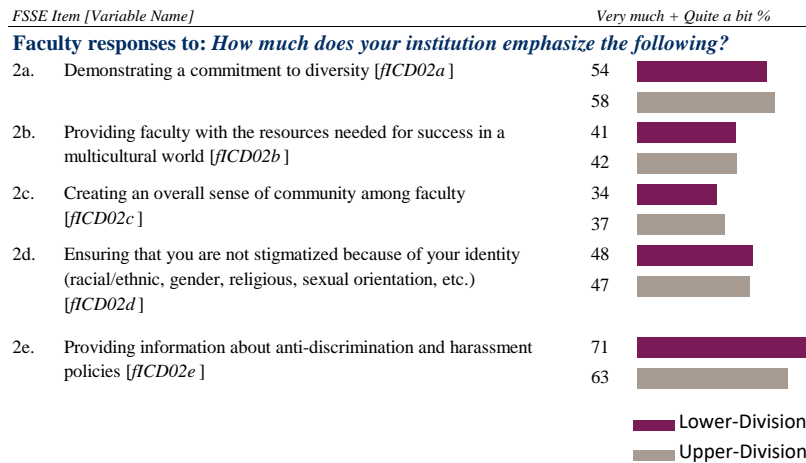
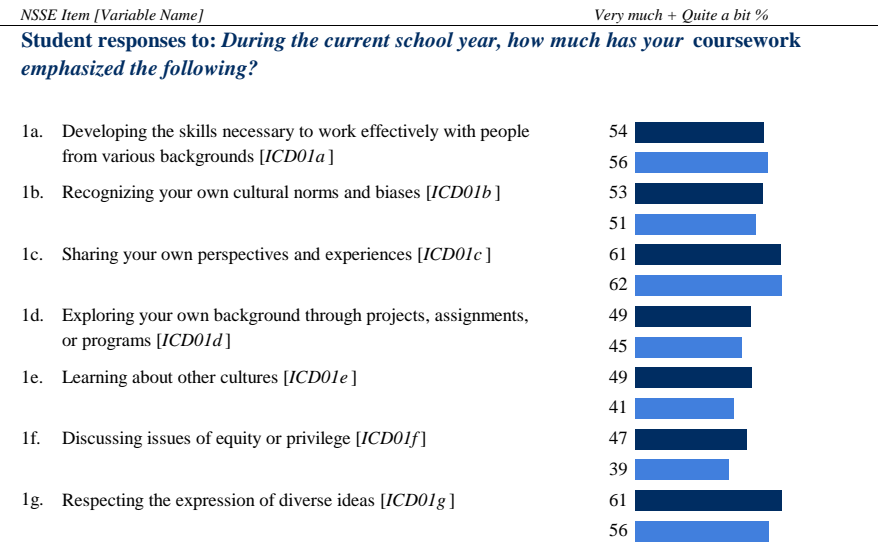
**FSSE 2019**  
**Inclusiveness & Engagement with Diversity**  
**Topical Module**  
Miami University-Oxford

---

### Faculty Responses



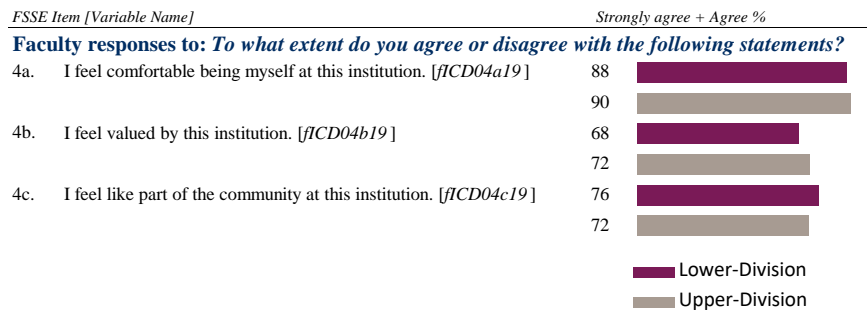
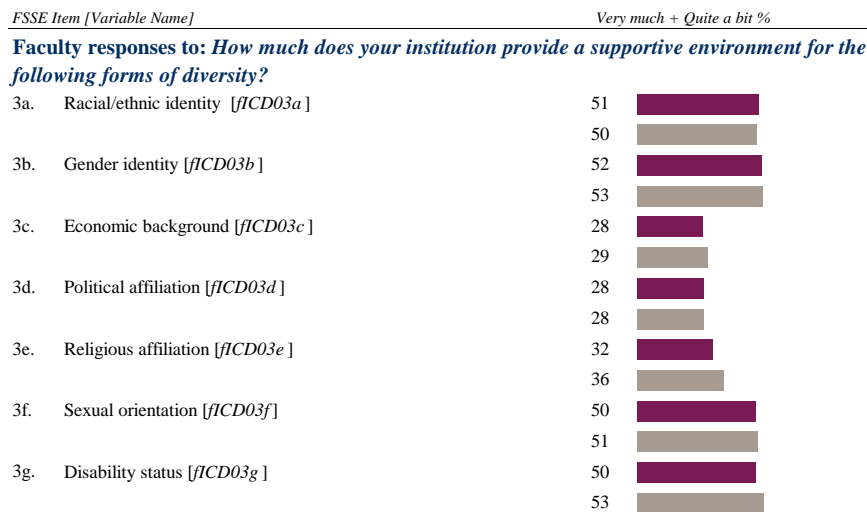
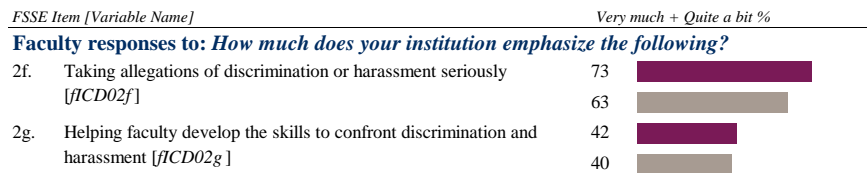
### Student Responses (from NSSE 2019)



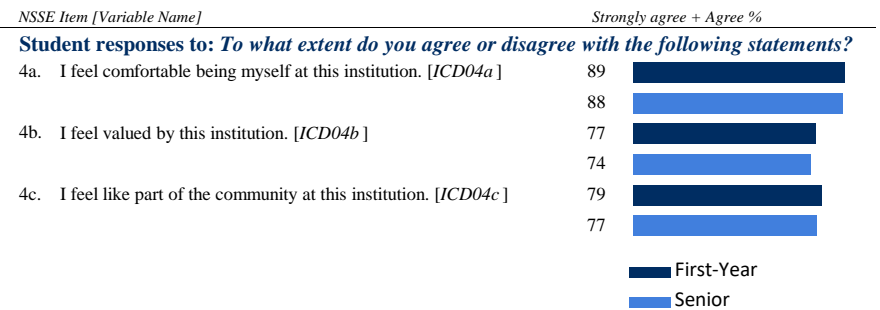
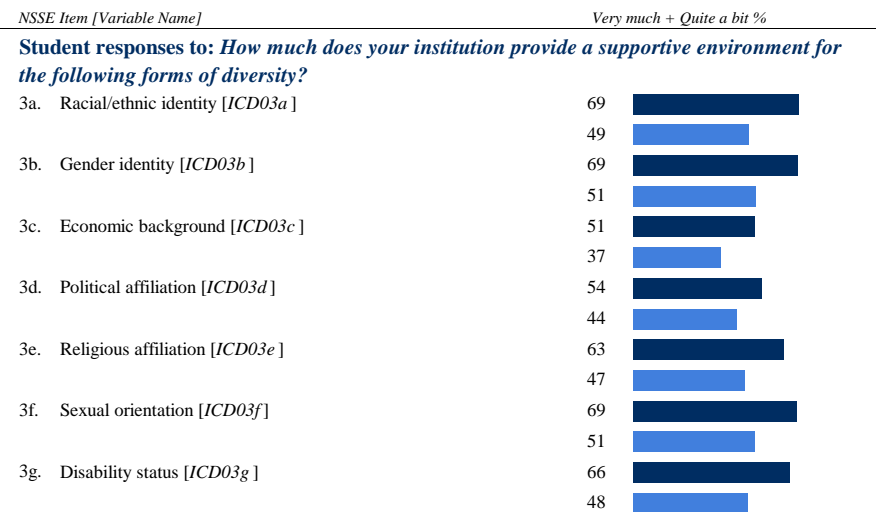
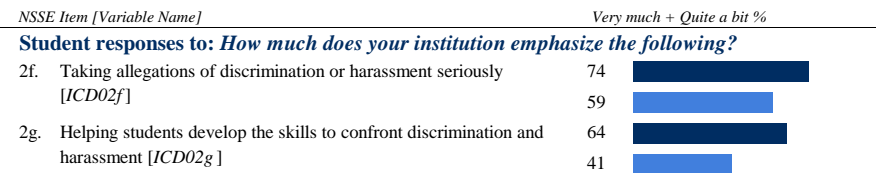
# FSSE 2019 Inclusiveness & Engagement with Diversity Topical Module

## FSSE-NSSE Combined Responses Miami University-Oxford

### Faculty Responses



### Student Responses (from NSSE 2019)



Lower-Division  
Upper-Division

First-Year  
Senior

			Lower Division		Upper Division		Total	
Var. Name	Response Options	Count	%	Count	%	Count	%	
<b>1. Earlier, you answered some questions based on one particular undergraduate course section that you are teaching or have taught during this academic year. Thinking again about that course, how much does it emphasize the following? On the core FSSE survey, respondent must answer "Yes" to #7 (that they teach an undergraduate course) to receive the items in #1 in this item set.</b>								
a. Developing the skills necessary to work effectively with people from various backgrounds	fICD01a	Very little	22	13	23	13	45	13
		Some	38	23	55	31	93	28
		Quite a bit	60	37	42	24	102	30
		Very much	43	26	55	31	98	29
		Total	163	100	175	100	338	100
b. Recognizing students' cultural norms and biases	fICD01b	Very little	36	22	40	23	76	23
		Some	39	24	48	28	87	26
		Quite a bit	35	22	37	21	72	21
		Very much	52	32	49	28	101	30
		Total	162	100	174	100	336	100
c. Students sharing their perspectives and experiences	fICD01c	Very little	17	10	26	15	43	13
		Some	40	24	38	22	78	23
		Quite a bit	45	27	56	32	101	30
		Very much	63	38	56	32	119	35
		Total	165	100	176	100	341	100
d. Exploring students' backgrounds through projects, assignments, or programs	fICD01d	Very little	48	29	62	35	110	32
		Some	40	24	48	27	88	26
		Quite a bit	39	24	36	20	75	22
		Very much	38	23	30	17	68	20
		Total	165	100	176	100	341	100
e. Learning about other cultures	fICD01e	Very little	41	25	58	33	99	29
		Some	51	31	48	27	99	29
		Quite a bit	30	18	32	18	62	18
		Very much	43	26	38	22	81	24
		Total	165	100	176	100	341	100
f. Discussing issues of equity or privilege	fICD01f	Very little	51	31	64	36	115	34
		Some	41	25	48	27	89	26
		Quite a bit	36	22	25	14	61	18
		Very much	37	22	39	22	76	22
		Total	165	100	176	100	341	100
g. Respecting the expression of diverse ideas	fICD01g	Very little	28	17	32	18	60	18
		Some	34	20	34	19	68	20
		Quite a bit	44	27	49	28	93	27
		Very much	60	36	61	35	121	35
		Total	166	100	176	100	342	100
<b>2. How much does your institution emphasize the following?</b>								
a. Demonstrating a commitment to diversity	fICD02a	Very little	8	5	15	9	23	7
		Some	67	41	59	34	126	37
		Quite a bit	51	31	69	39	120	35
		Very much	38	23	32	18	70	21
		Total	164	100	175	100	339	100
b. Providing faculty with the resources needed for success in a multicultural world	fICD02b	Very little	22	14	24	14	46	14
		Some	73	45	77	45	150	45
		Quite a bit	49	30	48	28	97	29
		Very much	18	11	24	14	42	13
		Total	162	100	173	100	335	100
c. Creating an overall sense of community among faculty	fICD02c	Very little	36	22	39	22	75	22
		Some	73	45	72	41	145	43
		Quite a bit	39	24	44	25	83	24
		Very much	16	10	20	11	36	11
		Total	164	100	175	100	339	100

	Var. Name	Response Options	Lower Division		Upper Division		Total	
			Count	%	Count	%	Count	%
d. Ensuring that you are not stigmatized because of your identity (racial/ethnic, gender, religious, sexual orientation, etc.)	fICD02d	Very little	20	12	15	9	35	10
		Some	64	39	77	44	141	42
		Quite a bit	56	34	51	29	107	32
		Very much	23	14	32	18	55	16
		Total	163	100	175	100	338	100
e. Providing information about anti-discrimination and harassment policies	fICD02e	Very little	7	4	14	8	21	6
		Some	40	24	50	29	90	27
		Quite a bit	74	45	61	35	135	40
		Very much	43	26	48	28	91	27
		Total	164	100	173	100	337	100
f. Taking allegations of discrimination or harassment seriously	fICD02f	Very little	9	6	14	8	23	7
		Some	34	21	49	28	83	25
		Quite a bit	77	48	51	30	128	38
		Very much	41	25	58	34	99	30
		Total	161	100	172	100	333	100
g. Helping faculty develop the skills to confront discrimination and harassment	fICD02g	Very little	23	14	30	17	53	16
		Some	70	44	75	43	145	43
		Quite a bit	48	30	37	21	85	25
		Very much	19	12	32	18	51	15
		Total	160	100	174	100	334	100
<b>3. How much does your institution provide a supportive environment for the following forms of diversity?</b>								
a. Racial/ethnic identity	fICD03a	Very little	20	13	20	11	40	12
		Some	58	36	67	39	125	38
		Quite a bit	53	33	52	30	105	32
		Very much	28	18	35	20	63	19
		Total	159	100	174	100	333	100
b. Gender identity	fICD03b	Very little	14	9	17	10	31	9
		Some	62	39	65	38	127	38
		Quite a bit	59	37	56	32	115	35
		Very much	24	15	35	20	59	18
		Total	159	100	173	100	332	100
c. Economic background	fICD03c	Very little	37	23	47	27	84	25
		Some	79	49	75	43	154	46
		Quite a bit	29	18	30	17	59	18
		Very much	15	9	21	12	36	11
		Total	160	100	173	100	333	100
d. Political affiliation	fICD03d	Very little	37	23	54	32	91	28
		Some	77	49	69	40	146	44
		Quite a bit	35	22	33	19	68	21
		Very much	9	6	15	9	24	7
		Total	158	100	171	100	329	100
e. Religious affiliation	fICD03e	Very little	28	18	40	23	68	21
		Some	80	51	69	40	149	45
		Quite a bit	38	24	42	25	80	24
		Very much	12	8	20	12	32	10
		Total	158	100	171	100	329	100
f. Sexual orientation	fICD03f	Very little	15	10	20	11	35	11
		Some	64	41	66	38	130	39
		Quite a bit	56	36	56	32	112	34
		Very much	22	14	32	18	54	16
		Total	157	100	174	100	331	100
g. Disability status	fICD03g	Very little	21	13	21	12	42	13
		Some	58	37	60	35	118	36
		Quite a bit	48	31	50	29	98	30
		Very much	30	19	41	24	71	22
		Total	157	100	172	100	329	100

			Lower Division		Upper Division		Total		
	<i>Var. Name</i>	<i>Response Options</i>	<i>Count</i>	<i>%</i>	<i>Count</i>	<i>%</i>	<i>Count</i>	<i>%</i>	
<b>4. To what extent do you agree or disagree with the following statements?</b>									
a.	I feel comfortable being myself at this institution.	fICD04a19	Strongly disagree	4	2	6	3	10	3
			Disagree	16	10	12	7	28	8
			Agree	98	59	85	49	183	54
			Strongly agree	47	28	70	40	117	35
			Total	165	100	173	100	338	100
b.	I feel valued by this institution.	fICD04b19	Strongly disagree	15	9	18	10	33	10
			Disagree	38	23	30	17	68	20
			Agree	83	51	79	46	162	48
			Strongly agree	28	17	46	27	74	22
			Total	164	100	173	100	337	100
c.	I feel like part of the community at this institution.	fICD04c19	Strongly disagree	10	6	14	8	24	7
			Disagree	29	18	34	20	63	19
			Agree	98	59	84	49	182	54
			Strongly agree	28	17	40	23	68	20
			Total	165	100	172	100	337	100